

❖ AAAP SUMMER NEWSLETTER ❖

May 1998

Awards Luncheon Ticket Order
Form Enclosed - Order Today!!!



THANK YOU ROSY!


The Silent Auction held at the Western Poultry Disease Conference raised \$362 for the AAAP Foundation. Dr. "Rosy" Rosenwald organized the auction and donated the items. Dr. Pat Wakenell donated a chicken hat.



Silent Auction to be held at the AAAP/AVMA meeting in Baltimore. Due to the success of the auction at WPDC, we would like to hold another one at the meeting in Baltimore.

Anyone with items to donate, please bring them to Baltimore. All proceeds will benefit the AAAP Foundation.

AAAP Business Office
382 West Street Road
Kennett Square, PA 19348
Phone (610) 444-4282 or
(610) 444-5800 ext. 2257
Fax (610) 444-5387
E-mail aaap@vet.upenn.edu
Website www.vml.iastate.edu/aaap/



The meetings of the AAAP Board of Directors will be all day Thursday, July 23 and Friday, July 24 and again on Wednesday morning, July 29 in the Chesapeake A room in the Hyatt Regency Hotel. All members are welcome to attend.

The AAAP Business Meeting will be on Tuesday, July 28 at 10:30 AM in room 337/338 in the Convention Center.

There will be refreshments in the poster room each day at 7:30 AM. Please come to room 336 in the Convention Center and enjoy.

Members wishing to obtain continuing education certificates for the meeting must see Dr. Eckroade at the meeting.

In This Issue

Annual Meeting Information
Salmonella Symposium Program
AVMA/AAAP Scientific Program
Committee Meetings
Meeting Announcements
Available Positions

CONGRATULATIONS

Dr. Richard Witter was recently elected to the National Academy of Science. Dick is the lead scientist investigating Marek's Disease for the USDA-Agricultural Research Service and the former Laboratory Director of the Avian Diseases and Oncology Laboratory, E. Lansing, Michigan. All of us in agricultural research, and particularly us poultry scientists, should be very proud of Dick for this most prestigious honor.

Cellular antigen markers useful in the study of disease resistance

Immunogenetic research over the last half century on cellular alloantigens in chickens now offers a unique investigative opportunity for poultry pathologists concerned with the genetics of disease resistance and efficacy of vaccination.

Single-cross chicks segregating within families for haplotypes of the major histocompatibility complex (Mhc) known to respond positively or negatively to challenge with particular etiological agents have been developed at Northern Illinois University. Each of three single-crosses are specifically designed from previous immunogenetic data to test for both resistance and susceptibility to Marek's disease, coccidiosis infection, or progression and regression of Rous sarcoma tumors. Each of these single-cross stocks is available to research pathologists interested in investigating expression of these particular haplotypes to other disease challenges. The immune responses known to be associated with the particular Mhc haplotypes (designated B in the chicken) utilized in the three single-crosses serve as examples of Mhc effects; B² is a sarcoma tumor regressor and is coccidiosis susceptible, B⁵ is a sarcoma tumor progressor and is coccidiosis resistant and B²¹ is Marek's resistant while B¹⁹ is Marek's susceptible. In addition, in the local NIU populations there exists 16 other normal B haplotypes and 12 recombinant haplotypes possessing different combinations of the Mhc chromosomal subregions BF and BG. This total array of Mhc haplotypes make feasible collaborative investigations of a wide array of immune response challenges.

In planning for the immediate future and in considering the feasibility of requesting federal agency support for further development and release of experimental stocks, an expression of interest in present and future utilization of Mhc genetic stocks (including Mhc typing reagents) would be appreciated. For further information regarding collaborative research using currently available stocks from Northern Illinois University or utilizing Mhc haplotypes present in other stocks of special concern in ongoing pathology studies, contact Elwood Briles, Avian Immunogenetics Laboratory, Department of Biological Sciences, Northern Illinois University, DeKalb, IL 60115; Phone: (815) 753-7840; Fax (815) 753-0461; E-mail: ebriles@niu.edu.

Educational Opportunities



Avian Disease Specialist Residency Program

A 2-year residency position is available at the Fresno branch laboratory of the California Veterinary Diagnostic Laboratory System. The program is designed to provide training in poultry diagnostics and production medicine for those interested in avian diagnostics and clinical poultry veterinary medicine. The training involves extensive poultry diagnostic casework. Casework is supplemented by weekly case conferences, seminars, lectures and rotations through specialty laboratories including bacteriology, immunology, virology, and toxicology. A DVM is required and one year of internship or equivalent experience is preferred.

The current salary for the first year of the residency program is \$31,956. Continuation in the program is contingent upon mutual satisfaction on the part of both the resident and the CVDLS.

Applicants must request a special application form (call 530-752-8709) and prepare to submit (1) a curriculum vitae, (2) a letter of intent, (3) transcripts from veterinary school(s), and (4) three letters of recommendation to: Sharon Hein, Resident Affairs Coordinator, Administration Office, California Veterinary Diagnostic Laboratory, PO Box 1770, University of California, Davis, CA 95617. For additional information, please call Dr. R.P. Chin at 209-498-7740. Position open until filled. Each residency program begins on August 1 each year.

Graduate Training in Poultry Medicine

The Unit of Avian Medicine, Department of Microbiology and Immunology, College of Veterinary Medicine at Cornell University, offers a Research Assistantship to pursue research and advanced studies leading to a PhD degree. Opportunities for training are available in immunology, parasitology, virology and viral pathogenesis at the molecular and animal levels. Preference will be given to applicants with a DVM degree and US citizenship or permanent resident status in the USA. Candidates with a BS degree and/or MS degree in molecular biology, virology or immunology are also encouraged to apply.

The award includes an initial salary ranging from \$21,525 to \$25,625/year (depending on years of relevant experience) for candidates holding the DVM degree, and \$15,451 for candidates with a BS and/or MS degree. Tuition (presently \$11,500/year) also is provided. An award is contingent on acceptance of the student by the Cornell Graduate School.


The Department has excellent research facilities and resources available, including breeding flocks of specific-pathogen-free chickens of known major histocompatibility antigens, virus isolation units for experimental animals, and facilities for molecular biology studies.

For additional information prospective applicants should contact: Dr. K.A. Schat, Unit of Avian Medicine, Department of Microbiology & Immunology, College of Veterinary Medicine, Cornell University, Ithaca, NY 14853-6401. E-mail address kas24@cornell.edu. Phone (607) 253-4032. Fax (607) 253-3384.

Veterinary Medical Residency - Poultry Health/Diseases

The Department of Poultry Science and Center for Excellence for Poultry Science at the University of Arkansas invite applications from qualified individuals for a veterinary medical residency in poultry health and diseases. The appointment will be for 18 months. Applicants must possess a DVM or equivalent degree and be licensed or eligible to practice veterinary medicine in the State of Arkansas. This means that one has passed the National Board Examination which qualifies to take the Poultry Specialty License Examination for the State of Arkansas or that the selected candidate if graduating in the Spring or Summer of 1998 must have successfully passed the National Board Veterinary Licensing Examination before starting the residency. The successful candidate's responsibilities will include working closely with both the Poultry Science Faculty and poultry industry personnel on projects dealing with Poultry Health and Diseases. The individual will be supervised by a committee made up of veterinarians from the University of Arkansas and from the poultry industry. The individual will spend the majority of time on project work involving industry problems but will be allowed to take a limited amount of course work primarily in support of preparation to take the Board Certification Examination given by the American College of Poultry Veterinarians. Opportunities exist to work with all facets of the poultry industry to include broilers, broiler breeders, layers, commercial turkeys and turkey breeders. Applicants should submit a current curriculum vitae or resume, official transcripts of all grades, proof of having passed the National Board Licensing Examination and Clinical Competency test, a statement of professional goals and names and addresses of 3 professional references to Dr. J. Kirk Skeeles, Department of Poultry Science, University of Arkansas, Fayetteville, AR 72701. Fax (501) 575-4202. The University of Arkansas is an affirmative action/equal opportunity employer.

MEETING



10th European Poultry

Conference - will be held June 21-26, 1998 in Jerusalem, Israel. The conference is open for scientific contributions on advancement of knowledge in all aspects of poultry science and the poultry industry all over the world. For more information, contact WPSA - Israel Branch, 10th European Poultry Conference, PO Box 50006, Tel Aviv 61500, Israel. Phone 972-3-5140000; Fax 972-3-5175674/5140077; E-mail poultry@kenes.ccmil.compuserve.com

The 1998 Poultry Science

Association Annual Meeting - will be held August 2-5, 1998 in University Park, PA, at the Penn State Conference Center and Hotel. The Pennsylvania State University will host the meeting. More than 1000 people from around the world are expected to attend. Some of the scheduled symposia include:

- The PSA ancillary Scientists pre-meeting symposium on Muscle Growth and Development is scheduled for August 1-2.
- BioPore, Inc. is sponsoring a "Managing Poultry Reproduction to Meet Demands for Unique Product Characteristics"
- The PSA Extension Committee has organized an "Effective Poultry Programming in the Next Century" symposium
- A PSA sponsored program entitled, "Reducing the Environmental Impact of

Poultry Production: Focus on Phosphorus"

- The PSA Teaching Committee has Developed an Undergraduate Poultry Science Program: Current Successes and Future Concerns symposium.

The Annual Meeting includes general sessions covering nutrition, physiology, genetics, pathology, immunology, and management. For registration, housing, symposium, and exhibiting information, contact PSA Headquarters at 1111 North Dunlap Ave, Savoy, IL 61874, phone 217-356-3182, fax 217-398-4119 or e-mail psa@assoehg.org. In addition, all annual meeting information can be found at the PSA web site: <http://www.psa.uiuc.edu/>.

3rd International Raptor

Biomedical Conference - will be held August 9-11, 1998 in Midrand, South Africa. The conference will be held in conjunction with the V World Conference on Birds of Prey and Owls (Aug. 4-11) at the ESKOM Training and Exhibition Centre in Midrand and is planned close to the International Ornithological Conference of BirdLife International (Aug. 16-22). The conference will start with practical labs on raptor orthopaedics, raptor ophthalmology and raptor rehabilitation techniques on Sunday August 9. The main conference is scheduled for August 10 and 11.

On Monday evening August 10 there will be a poster and free communications session. Proposals for free communications and posters can be sent to the Chairman of the Scientific Committee: J.T. Lumeij, Div of Avian and Exotic Animal Medicine, University Utrecht, Yalelaan 8, 3584 CM Utrecht, The Netherlands, e-mail: J.T.Lumeij@ukg.dgk.ruu.nl. For more information on registration, hotel accommodation, the social program and field trips please contact Local Arrangements Manager Dr. Gerhard H. Verdoorn, P.O. Box 72155, Parkview 2122, South Africa. Phone 27-11-646-4629/8617, fax 27-11-646-4631, E-mail neshher@global.co.za.

49th North Central Avian Disease

Conference & Symposium on Enteric and Emerging Diseases - to be held September 27-29, 1998 in The Embassy Suites, Indianapolis, Indiana. For more information, contact Dr. Ching Ching Wu, NCADC Program Chairperson, Purdue University, 1775 ADDL, West Lafayette, IN 47907. Phone (765) 494-7459. Fax (765) 494-9181. E-mail wu@addl.purdue.edu

American Association of Zoo

Veterinarians - will hold its annual conference in Omaha, Nebraska, October 17-22, 1998 in conjunction with the American Association of Wildlife Veterinarians. Program sessions include avian, mammalian, reptilian and amphibian medicine, aquatic species, regulations/legislation/zoonotic disease, environmental

enrichment/behavioral modification, Australasian species, case reports, computer assisted information management, emerging diseases, wildlife health as a monitor of marine ecosystem health, hot topics in wildlife medicine, reports from the field, northern species, and sessions organized by the World Association of Wildlife Veterinarians and the Canadian Association of Zoo and Wildlife Veterinarians. There will also be a poster session, veterinary student and resident/graduate student paper competitions, and workshops/wet labs. For additional information please contact Dr. Wilbur Amand, Executive Director/AAZV, 6 North Pennell


Road, Media, PA 19063. Phone (610) 892-4812. Fax (610) 892-4813. E-mail 75634.235@compuserve.com.

AVMA's Opportunities for Veterinarians in Agribusiness - will be held October 17-18, 1998 at the Chicago Marriott O'Hare. Twenty-six speakers from all areas of agriculture will provide unique insight to better prepare veterinarians for tomorrow and beyond. The Symposium will address present and future needs of the agricultural industry and discuss the roles veterinarians can play in maintaining the health of the industry. For more information, contact AVMA at

800-248-2862 or visit AVMA's website, www.avma.org.

5th European AAV Conference and 3rd Scientific Meeting of the European College of Avian Medicine & Surgery (ECAMS) in cooperation with Italian cultural Association of Companion Animals Veterinarians (SCIVAC) (Italian - will be held May 17-22, 1999 in Pisa, Italy. The programme will include one day of papers from ECAMS diplomates, practical laboratories and a three day main AAV Conference. For more information, please contact the Organising Secretariat, New Team, Via C. Ghiretti, 2, 43100 Parma, Italy. Phone 39-521-293913, fax 39-521-294036. E-mail newteam.parma@iol.it.

World Vet 99 - will be held September 22-29, 1999 in Lyon, France. Two world congresses: The WVA Congress and The WSAVA/FECAVA Congress are jointly organized. For more information, contact CNVSPA (AFVAC), 40 Rue de Berri, F-75008 Paris, France. Phone 33-1-53-839160 or fax 33-1-53-839169.



Research Scientist - Tri Bio laboratories, Inc., an innovative veterinary vaccine manufacturing company located in Central Pennsylvania is seeking a Research Scientist to join its R&D team engaged in animal vaccine research. The position will support the prelicensing effort to better ensure appropriate standardization, optimization, consistency and validation prior to moving new products into production. Specific responsibilities include: designing and working on independent research projects for development of new products, process development in the prelicensing phase, master seed preparation, development of immunological assays such as ELISA etc., application of PCR and other molecular biology techniques for vaccine evaluation, assisting in process scale-up from R&D to production and designing and preparing research protocols, manuscripts and research reports for submitting to the USDA. The candidate must have a DVM or equivalent qualification with a PhD in molecular biology. Experience in recombinant DNA techniques, protein expression including PCR technology and prior experience of developing and evaluating vaccines for use in poultry or larger animals is a must. Employee supervision plus excellent communication skills required. Prefers candidate with at least 3 years of vaccine development experience in the poultry area. Tri Bio Laboratories, Inc., offers competitive compensation and flex benefits including a 401(K) plan. Send resumes to: Personnel Manager, Tri Bio Laboratories, Inc., 1400 Fox Hill Road, State College, PA 16803.



Available Positions

Research Associate - Tri Bio Laboratories, Inc., a rapidly-growing company committed to the development and manufacturing of the high quality veterinary vaccines, has an immediate opening in its R&D Department for a Research Associate. The qualified individual will join a research team with a specific emphasis on the development of vaccines for poultry or other larger animals. Responsibilities include designing and conducting both basic and applied research (e.g. growth studies, antigen purification, assay development and animal studies), writing study protocols and reports, and maintaining laboratory records. The candidate must have a DVM degree or an MS degree in Microbiology (molecular biology) and experience of working with molecular biology techniques such as DNA recombinant techniques, PCR methods and other techniques relating to molecular biology. Individuals with vaccine development or industry experience with veterinary biologics will be given additional consideration. Good interpersonal skills, including verbal and written communication and the ability to lead and work in project teams, are necessary. Tri Bio Laboratories, Inc., is located in State College, Pennsylvania in central Pennsylvania. In addition to competitive salary and benefits package, we offer challenging opportunities within a creative, stimulating, and diverse working environment. Interested applicants should send a letter of interest, resume and transcripts to Personnel Manager, Tri Bio Laboratories, Inc., 1400 Fox Hill Road, State College, PA 16803.

Supervisory Veterinary Medical Officer, Microbiologist, or Research Molecular Geneticist - USDA, REE, Agricultural Research Service, Avian Disease and Oncology Laboratory (ADOL), E. Lansing, MI, seeks a permanent full time Supervisory Veterinary Medical Officer, Microbiologist, or Research Molecular Geneticist to serve as Research Leader and Location Coordinator. The incumbent will be responsible for all aspects of ADOL management including: research on current and emerging avian tumor viruses, genome mapping, and the evaluation of genes relative to disease resistance; fiscal and administrative accountability; interaction with USDA administrators and national poultry industry leaders. The incumbent will maintain a research program in his/her area of specialty. US citizenship and a DVM, PhD or directly related professional experience is required. Salary commensurate with experience (\$64,998-\$99,397). comprehensive benefits package includes paid sick and annual leave, life and health insurance, and a savings and investment plan (401K type) in addition to the Federal retirement plan. For information on the research program and/or position contact Dr. Murray R. Bakst (517-337-6829; mbakst@pilot.msu.edu). For information on the application procedure contact Marilyn Stetka at 301-504-1388. Applications must be marked ARS-X8N-8107 and postmarked by June 15, 1998. USDA/ARS is an Equal Opportunity Employer.

Professor and Head, Department of Poultry Science, Penn State - Position available September 1, 1998. Applications will be accepted until August 15, 1998 or until a suitable candidate is found. Responsibilities include: Leadership and administration of programs in resident education, research and extension; administrative responsibility for academic affairs, departmental personnel, physical facilities, and budgets. Provide effective leadership and coordination of relations within the College and University as well as serving as a liaison with the poultry industry, government and Pennsylvania citizenry. Promote development and retention of quality faculty, staff, and students in an interdisciplinary environment. Participate in scholarly activities involving one of the missions of the University.

QUALIFICATIONS: Candidates must have a Ph.D. degree (or an equivalent academic degree) in Poultry Science or a closely related field. Eligibility for tenured rank of full professor is required. A strong commitment to scholarly achievement and educational excellence, as well as appreciation for the teaching, research and extension/outreach missions of the department are essential. Excellent leadership, administrative and communication skills as well as interest and/or experience in working with the poultry industry are essential. Administrative experience in the land-grant system is highly desirable.

APPLICATION: Nominations and inquiries are invited. Qualified persons should send a letter of application; complete curriculum vitae; a statement of personal leadership philosophy; and the names, addresses, telephone numbers, and e-mail addresses, if available, of five persons who may be contacted for letters of reference to: Roland M. Leach, The Pennsylvania State University, Department of Poultry Science, 212 Henning Building, University Park, PA 16802-3501. Phone: (814) 865-5082. Fax: (814) 865-5691. E-mail: lnr@psu.edu. The Pennsylvania State University is an equal opportunity/affirmative action employer. Women and minorities are encouraged to apply.

Faculty Position in Health or Food Safety of Poultry - The Department of Population Health & Reproduction (PHR) and the Veterinary Medicine Extension Unit (Vet Med Extension) of the School of Veterinary Medicine, University of California at Davis, seek a faculty member in the health or food safety of poultry. The PHR portion of the position is a tenure track, faculty-level appointment at the equivalent of the Assistant level. The Extension portion of the position is at the Assistant Cooperative Extension Specialist level. This faculty position is split 50/50 between the two involved units; the Departmental portion is supported by the Agricultural Experiment Station, and includes a significant research component, while the Extension side has some research responsibilities and significant outreach responsibilities. In general, we seek a person in health or food safety of poultry who can communicate effectively with industry and public agencies, bring existing research opportunities to the bench, and develop solutions to identified problems.

Qualifications: A DVM or equivalent veterinary degree is required. In addition, advanced research training in the health or food safety aspects of poultry is required, preferably at the PhD level. The applicant must be able to work well with professional scientists, clinicians, industry people, and the public. He/she therefore must communicate well, and be effective in a team situation. The following is also required: An understanding of poultry production practices; an understanding of quality assurance and preharvest or postharvest food safety practices; experience in disease ecology, control and prevention; background in the health or food safety aspects of poultry, including microbiology, epidemiology, immunology, poultry management, or environmental health; documented evidence of research activity or ability; evidence of leadership and initiative; evidence of excellent interpersonal and oral and written communication skills to accomplish information transfer. Applications with skills in molecular biological techniques are encouraged to apply.

This position is based at the Davis Campus, and complements a similarly structured position that is based at the Veterinary Medicine Teaching and Research Center in Tulare, California. In addition, PHR has two other full-time I&R faculty dedicated to poultry health or poultry food safety, and one active and one emeritus faculty actively engaged in food safety aspects of poultry, while the School of Veterinary Medicine has faculty dispersed in various departments with expertise in poultry microbiology, poultry health economics, metabolic physiology of poultry and medicine/pathology of non-poultry avian species.

Responsibilities include the following: Teaching. Didactic instruction of DVM or graduate students is not an integral part of this position, although mentoring of graduate students in areas of mutual research interest is anticipated. Extension responsibilities include state-wide teaching and information transfer to audiences outside of the university including farm advisors, specialists, poultry producers and groups, practicing veterinarians, research scientists, public policy and public health officials, consumers, and other interested parties.

Research. As a member of the Agricultural Experiment Station's Center for Food Animal Health, the faculty member is expected to conduct independent research in the field of health or food safety aspects of poultry and to publish results of that research in peer-reviewed journals. Extension research expectations include activities addressing industry and public needs in the areas of health or food safety aspects of poultry, or research of economically important diseases of California poultry. Opportunities also exist for collaborative research on factors influencing disease resistance and susceptibility including genetics, environment, nutrition and intervention methods.

Service. In a "shared governance" system like UC, all faculty members are expected to be good academic citizens; i.e., to lend their expertise and time to the successful administration of their department and unit, school, campus, or program. This includes but is not limited to active participation in the work of administrative committees, academic programs (e.g. graduate groups, research advisory groups), and representation of the Department, Unit, School or University to the public. In addition, the Vet Med Extension component of the position requires that the candidate be an affective communicator with the public, including related industries, the consumer, and regulatory agencies. Leadership and participation in statewide, regional and local industry, commodity and extension activities is expected. Extension programs are expected to be conducted in a way that includes access by identified clientele without discrimination.

Qualified applicants should submit a letter of intent (outlining special interest in the position, overall related qualifications and experience, career goals/plans, and a brief description of how they will develop an effective program to meet the job's responsibilities), a curriculum vitae, and the names and addresses of three references to Dr. Patricia Wakenell, Chair, Recruitment Committee (Attention Linda Bentley), Department of Population Health and Reproduction, School of Veterinary Medicine, University of California, Davis, CA 95616. Applications will be accepted through July 31, 1998, or until a suitable candidate is identified. The University of California, Davis is an affirmative action/equal opportunity employer with a strong institutional commitment to the development of a climate that supports equality of opportunity and respect for differences.



**AMERICAN ASSOCIATION OF AVIAN PATHOLOGISTS
SCHEDULE OF EVENTS
HYATT REGENCY HOTEL, BALTIMORE, MARYLAND**

THURSDAY, JULY 23

8:00 AM-7:00 PM

Board of Directors Meeting
Chesapeake A Room

FRIDAY, JULY 24

8:00 AM-7:00 PM

Board of Directors Meeting
Chesapeake A Room

6:00 PM-8:00 PM

Salmonella Symposium Registration
2nd Floor Lobby

SATURDAY, JULY 25

8:00 AM-5:00 PM

Salmonella Symposium
Constellation A,B

9:00 AM-6:30 PM

ACPV Exam
Columbia/Frederick Room

5:00 PM-7:00 PM

Salmonella Symposium Reception
Harborview Area

SUNDAY, JULY 26

7:00 AM-8:00 AM

Awards Committee
Executive Board Room

7:00 AM-8:15 AM

Education Committee
Charles Room

7:00 AM-8:30 AM

History Committee
To be announced

8:30 AM-5:00 PM

Salmonella Symposium
Constellation A,B

12:15 PM-1:15 PM

Avian Disease Manual Editorial Committee
Calvert Room

3:00 PM-7:00 PM

ACPV Board Meeting
Chesapeake A Room
Biotechnology Committee
Annapolis Room

5:30 PM-6:30 PM

MONDAY, JULY 27

7:00 AM-8:00 AM

Veterinary Licensing Committee
Pratt Room

7:00 AM-8:00 AM

Avian Diseases Editorial Board
Columbia Room

7:00 AM-8:00 AM

Preceptorship Committee Meeting
Executive Board Room

7:00 AM-8:00 AM

Epidemiology Committee
Calvert Room

7:00 AM-8:00 AM

AVMA/AAAP Liaison Committee
To be announced

7:30 AM-5:30 PM

Poster Session
Convention Center Room 336

8:00 AM-5:00 PM

Scientific Program Session A
Convention Center Room 337/338

8:00 AM-5:00 PM

Scientific Program Session B
*Convention Center Room 339/340***Noon-2:00 PM****AAAP Awards Luncheon**
Constellation D,E,F

2:00 PM-6:00 PM

ACPV Board Meeting
Chesapeake A Room

6:00 PM-7:00 PM

Tumor Virus Committee
Chesapeake B Room

6:00 PM-7:30 PM

UC Davis Alumni in Poultry Medicine
*To be announced***TUESDAY, JULY 28**

7:00 AM-8:00 AM

Animal Welfare and Management Committee
Charles Room

7:00 AM-8:00 AM

Toxic, Infect., Misc., & Emerging Diseases
Pratt/Calvert Room

7:00 AM-9:00 AM

ACPV Reception
Constellation E,F

7:30 AM-8:30 AM

Georgia MAM Alumni Group
Camden/Lombard Room

7:30 AM-5:30 PM

Poster Session
Convention Center Room 336

8:00 AM-5:00 PM

Scientific Program Session A
Convention Center Room 337/338

8:00 AM-5:00 PM

Scientific Program Session B
*Convention Center Room 339/340***10:30 AM-12:00 noon****AAAP BUSINESS MEETING**
Convention Center Room 337/338

5:30 PM-7:00 PM

Respiratory Diseases Committee
To be announced

WEDNESDAY, JULY 29

7:00 AM-11:00 AM

Board of Directors Meeting

Chesapeake A Room

7:30 AM-Noon

Poster Session

Convention Center Room 336

8:00 AM-Noon

Scientific Program Session A

Convention Center Room 337/338

8:00 AM-Noon

Scientific Program Session B

Convention Center Room 339/340

**PROGRAM FOR THE
INTERNATIONAL SYMPOSIUM ON FOOD-BORNE SALMONELLA IN POULTRY
Hyatt Regency**

	Saturday, July 25 Constellation A,B
8:00-8:05	Welcome and Introduction to Day 1 <i>Richard Gast</i>
Session I	Defining the Problem <i>Richard McCapes & Robert Eckroade, chairs</i>
8:05-8:30	<i>Richard McCapes</i> Obstacles to control
8:30-8:55	<i>Tom Humphrey</i> Important and relevant attributes of the Salmonella organism
8:55-9:15	<i>Ann Marie McNamara</i> Contamination of raw foods of avian origin
9:15-9:35	<i>G. Thomas Holder</i> Meat-Type poultry industry initiatives
9:35-9:55	<i>Kenton Kreager</i> Egg industry initiatives to control Salmonella
9:55-10:25	Break
Session II	Sources and Transmission <i>Peter Holt & Yan Ghazikhanian, chairs</i>
10:25-10:50	<i>George McIlroy</i> Control of Salmonella contamination of poultry feed
10:50-11:15	<i>Nelson Cox</i> Incidence and impact of Salmonellae in broiler hatcheries
11:15-11:40	<i>Clifford Wray</i> Big fleas have little fleas on their back to bite them: Environmental problems in poultry production
11:40-11:45	<i>Richard Gast</i> Announcements
11:45-1:00	Lunch Constellation C,D,E,F
1:00-1:25	<i>Gregorio Rosales</i> Biosecurity and disinfection for salmonella control
1:25-1:50	<i>Peter Holt</i> Predisposing factors
Session III	Detection and testing <i>Doug Waltman & Stan Bailey, Chairs</i>
1:50-2:15	<i>Doug Waltman</i> Isolation of Salmonella from poultry environments
2:15-2:45	Break
2:45-3:10	<i>Richard Gast</i> Serology and salmonella

3:10-3:35	<i>Stan Bailey</i> Role of microbiological testing in HACCP
3:35-4:25	Discussion of day 1 issues <i>Charles Beard, moderator</i>
4:25-4:30	Announcements <i>Richard Gast</i>
5:00-7:00	Posters & Cocktails Harborview
	Sunday, July 26 Constellation A,B
8:30-8:35	Welcome and Introduction to Day 2 <i>Charles Hofacre</i>
Session IV	Control of Salmonella during live animal production <i>Kenton Kreager & K.V. Nagaraja, Chairs</i>
8:35-9:00	<i>Charles Hofacre</i> Overview
9:00-9:25	<i>John Glisson</i> Use of Antibiotics to control salmonella in poultry production
9:25-9:50	<i>Geoffrey Mead</i> Prospects for "competitive exclusion" treatment in controlling salmonellas and other foodborne pathogens in poultry
9:50-10:20	Break
10:20-10:45	<i>K.V. Nagaraja</i> Vaccination against salmonella infection: Killed subunit vaccines
10:45-11:10	<i>Paul Barrow</i> The use of live, attenuated vaccines against salmonella in poultry
Session V	Control of Salmonella during processing <i>Elizabeth Krushinski & Amy Waldroup, Chairs</i>
11:10-11:35	<i>Helen Brown</i> Intervention strategies in the processing plant
11:35-11:40	Announcements
11:40-1:00	Lunch Constellation C,D,E,F
1:00-1:25	<i>Billy Hargis</i> Preharvest crop contamination and salmonella recovery from broiler carcasses at processing
1:25-1:50	<i>Scott Russell</i> The effect of poultry processing steps on populations of bacteria on fresh broiler chicken carcasses
1:50-2:15	<i>Amy Waldroup</i> Chemical control of microorganisms on raw poultry
2:15-2:45	Break

2:45-3:10	<i>Andy Rohrer</i> Egg handling and processing and <i>Salmonella enteritidis</i>
3:10-3:35	<i>Christine Bruhn</i> Irradiation pasteurization: efficacy, marketability, consumer acceptance
3:35-4:45	Discussion of day 2 issues and general summary <i>Charles Beard, moderator</i>

AAAP/AVMA SCIENTIFIC PROGRAM Convention Center

Monday July 27	Session A Room 837/338	Session B Room 339/340
8:00	<i>Smiley, Jeffrey R. & Daral J. Jackwood</i> Comparison of four pathogenic U.S. field isolates of IBDV serially passaged in chick embryos, and genetic stability determination of the VP-2 gene hypervariable regions between original field isolate and egg passaged virus	<i>Maurer, John J., Penelope S. Gibbs, & Richard Wooley</i> The contribution of <i>Escherichia coli</i> 's genetic composition to its virulence as assessed using the chicken embryo model
8:15	<i>Yao, Kun & Vikram N. Vakharia</i> Generation of a nonpathogenic infectious bursal disease virus	<i>Gibbs, Penelope S., Richard E. Wooly, John J. Maurer, Thomas P. Brown, & Nancy L. Stedman</i> Application of the chicken embryo lethality assay for use in diagnosing pathogenic avian <i>Escherichia coli</i>
8:30	<i>El-Attrache, John, Pedro Villegas, Nilo Ikuta, & Miguel Ruano</i> Molecular characterization and identification of infectious bursal disease virus field isolates	<i>White, David G., Lisa Nolan, Michael Moen, & Michelle Kahan</i> Characterization of cytotoxic necrotizing factor producing avian <i>Escherichia coli</i>
8:45	<i>Wu, Ching-Ching, Aydemir Akin, Tsang Long Lin</i> A ribosome targeted to RNA polymerase gene of infectious bursal disease virus effectively cleaves and inhibits the viral gene expression	<i>Montgomery, Roy D., Carolyn R. Boyle, & Thomas L. Lenarduzzi</i> Chicks hatched from <i>Escherichia coli</i> -infected embryos
9:00	<i>Sellers, Holly, Pedro Villegas, Bruce Seal, & Mark Jackwood</i> Investigation into the potential reassortment of infectious bursal disease viruses	<i>Chin, Richard P., Joan S. Jeffrey, & Robert A. Norton</i> <i>In vitro</i> characterization of cellulitis-derived <i>E. coli</i> from California Broiler flocks
9:15	<i>Kim, In-Jeong & Jagdev M. Sharma</i> Functional characteristics of bursal T cells in chickens exposed to infectious bursal disease virus (IBDV)	<i>Jeffrey, Joan S., Richard P. Chin, & Robert A. Norton</i> A comparative study of the <i>in vivo</i> pathogenicity of cellulitis-derived <i>E. coli</i> in broiler chickens
9:30	<i>Hein, Ruud G. & Stephanie A. Mengel-Whereat</i> Possible consequences of late infectious bursal disease virus and/or chicken anemia virus infection on the immune system of the chicken	<i>Morishita, Teresa Y., Pyone Pyone Aye, Brian S. Harr, & Charles W. Cobb</i> <i>E. coli</i> colonization in the liver of broilers and the effect of supplemental probiotics
9:45	Break 9:45 AM - 10:15 AM	Break 9:45 AM - 10:15 AM
10:15	<i>Fitzgerald, Scott D., Sara J. Kingwill, Willie M. Reed, & Scott P. Taylor</i> Effects of polyomavirus challenge following combined infection with chicken anemia and infectious bursal disease viruses	<i>Shivaprasad, H.L. & R. Crespo</i> Attaching bacteria (<i>E. coli</i>) associated with enteritis in turkeys and chickens

10:30	<i>Gagic, Maja, Jagdev Sharma, Catherine St. Hill, & Hung-Yueh Yeh</i> Response of the embryos to simultaneous <i>in ovo</i> exposure to infectious bursal disease and Marek's disease viruses	<i>Ruble, Randall P. & Patricia S. Wakenell</i> Age related trends in antibodies to gram-negative core capsular antigen in vaccine naïve SPF chickens reared in isolation as measured by ELISA
10:45	<i>Lovell, Eric J.</i> <i>In-ovo</i> and day of age vaccination with inactivated oil emulsion ND and IBD vaccine	<i>Rajashekara, Gireesh, Alberto Back, Shirin Munir, & Kakambi V. Nagaraja</i> Studies on the role fimbriae in the pathogenesis of <i>Salmonella enteritidis</i> infection using fimbrial gene knockouts
11:00	<i>Leathers, Valerie L., Tim Jackson, & Kathy A Velek</i> Infectious bursal disease virus ELISA with improved range and detection of variants - field population study	<i>Guard-Petter, Jean</i> Hazard analysis of virulent <i>Salmonella enterica</i> serovar <i>enteritidis</i> by assay of outer membrane variation
11:15	<i>Kwon, Hyuk Moo, D.K. Kim, H.W. Seong, & Y.C. Park</i> Molecular biological characterization of infectious bursal disease virus isolated in Korea	<i>Gast, Richard K</i> An experimental infection model for comparing horizontal transmission of <i>Salmonella enteritidis</i> isolates of various phage types (4, 8, 13a, and 14b) in egg-type chickens
11:30	<i>Kelly, Tami F.</i> A retrospective study of the influence of the chicken infectious anemia virus on the overall performance of broiler flocks	<i>Dhillon, A. Singh, Oriki K. Jack, H.L. Shivaprasad, Dennis M. Schaberg, & Daina V. Bandli</i> <i>Salmonella</i> infection in broiler chicks
11:45	AWARDS LUNCHEON 11:45 – 2:00	AWARDS LUNCHEON 11:45 – 2:00
2:00	<i>Hoerr, Frederic J., Bruce McMurtrey, Lloyd Lauerman, & Lanqing Li</i> Application of a diagnostic application of an in situ direct PCR for chicken infectious anemia virus	<i>Promosopone, Benjamas, Teresa Y. Morishita, Pyone Pyone Aye, Charles W. Cobb, John R. Clifford, & Ardean Veldkamp</i> <i>Salmonella typhimurium</i> colonization in the crop, jejunum, and cecum of broilers and the effects of probiotics and antibodies
2:15	<i>Wade, Emma D., Mark W. Jackwood, & Deborah A. Hilt</i> Characterization of epitopes on the IBV spike glycoprotein using monoclonal antibodies produced against the Arkansas and Massachusetts serotypes	<i>Froyman, Robrecht, Charles L. Hofacre, Bruno Gautrais, & Carol Day</i> Reduction of <i>Salmonella</i> in broilers using normal gut flora in successive grow-outs
2:30	<i>Ruano, Jose Miguel, John El-Attrache, & Pedro Villegas</i> Correlation of a rapid plate hemagglutination assay with the RT-PCR test for identification of infectious bronchitis virus	<i>Mallinson, Edward T., Christian E. de Rezenda, Russel G. Miller, & Sammy W. Joseph</i> Influence of the availability of water on the growth of <i>S. enteritidis</i> and other <i>Salmonella</i> in poultry litter or manure
2:45	<i>Callison, Scott A., Mark W. Jackwood, & Deborah A. Hilt</i> Molecular identification and analysis of foreign isolates of infectious bronchitis virus strains: Comparison with U.S. Isolates	<i>Lee, M.D., Rahman, S.M., Maier, M.M., Henk, A.D.</i> The neuraminidase of <i>Pasteurella multocida</i> is a conserved antigen effective for vaccination against fowl cholera
3:00	<i>Naqi, Syed</i> Immune responses to IBV	<i>Aye, Pyone P., Teresa Y. Morishita, Elisabeth J. Angrick, & Brian S. Harr</i> A survey of <i>Pasteurella multocida</i> isolates in turkeys
3:15	Break 3:15 PM - 3:30 PM	Break 3:15 PM - 3:30 PM

3:30	<i>Franz, Gwenlllyn M., Phyllis Walls, & Ruud Hein</i> Efficacy of a mild Arkansas vaccine in chickens infected with "Arkansas-like" infectious bronchitis virus isolates	<i>Olson, Leroy D. & Mark Wilson</i> DNA fingerprint patterns of <i>Pasteurella multocida</i> from the same turkey farm on the same and different years
3:45	<i>Kapczynski, Darrell R., Mark W. Jackwood, & Deborah A. Hilt</i> Protection of chickens against infectious bronchitis virus challenge with a DNA vaccine containing the S1 glycoprotein gene	<i>Luo, Yugang, John R. Glisson, & Mark W. Jackwood</i> Sequence analysis of <i>Pasteurella multocida</i> major outer membrane protein (OmpH) and application of synthetic peptides in vaccination of chickens against x-73 challenge
4:00	<i>Cheng, I-Hsin Ning, Sylva M. Riblet, David L. Suarez, & Maricarmen Garcia</i> Construction of recombinant plasmid DNA coding for the glycoprotein gB of infectious laryngotracheitis virus and determination of the efficacy of expression in chicken cells	<i>Scott, Peter C. & K.G. Whithear</i> A new approach to fowl cholera using <i>aroA</i> mutants of <i>Pasteurella multocida</i> as live vaccines
4:15	<i>Garcia, Maricarmen, Sylva R. Riblet, & David L. Suarez</i> Comparison of sequences within the unique short (US) region of vaccine and field strains of infectious laryngotracheitis virus (ILTV) genome	<i>Droual, Robert, H.L. Shivaprasad, Richard P. Chin, & Rocio Crespo</i> Respiratory disease in broiler flocks associated with <i>Bordetella avium</i>
4:30	<i>Garritty, Adrian, J. El-Attache, C.S. Westall, & J. R. Glisson</i> Effects of avian leukosis virus subgroup-J on broiler chickens infected <i>in-ovo</i> or at hatch	<i>Lillehoj, Hyun S. & Kwang D. Choi</i> Molecular and functional characterization of a novel chicken cytokine: its role in gamma/delta T cell growth and coccidia disease resistance
4:45	<i>Zavala, Guillermo, Pedro Villegas, John El-Attrache, & Miguel Ruano</i> Effects of subgroup J avian leukosis virus infection on broilers and young broiler breeders challenged with virulent Marek's disease virus	<i>Venne, Daniel & Alain Villeneuve</i> The effect of oocyst counts and speciation on turkey results
5:00	Adjourn	Adjourn
Tuesday July 28	Session A	Session B
8:00	<i>Moore, Kristi M. & Robin W. Morgan</i> Progress using a yeast two-hybrid system to identify proteins interacting with the Marek's disease virus protein, Meq	<i>Rives, David V. & Donald B. Crumpler</i> Effect of turkey coronavirus infection on commercial turkey flock performance
8:15	<i>Lee, Lucy F. & Zhizhong Cui</i> Characterization of Marek's disease virus phosphorylated protein pp38	<i>Schultz-Cherry, Stacey L., Matthew Koci, Bruce Seal, & H. John Barnes</i> Examining the cause(s) of poultry enteric mortality syndrome
8:30	<i>Liu, Hsiao-Ching, Robert Silva, & Hans Cheng</i> Reconstitute an infectious Marek's disease virus using bacterial artificial chromosome	<i>Woolcock, Peter R. & H. L. Shivaprasad</i> Viruses associated with poult enteritis in California flocks
8:45	<i>Schat, Karel A., Z. Xing, & R.W. Morgan</i> Characterization of ICP4 proteins of Marek's disease virus	<i>Kelley, Laura A., Tom P. Brown, Doris H. D'Souza, AnaPatricia Garcia, & Saad Gharaibeh</i> Detection of naturally occurring turkey intestinal coronavirus (TCV) in turkey and bovine feces using RT-PCR
9:00	Break 9:00 AM - 9:15 AM	Break 9:00 AM - 9:15 AM

9:15	<i>Wu, Ping, Lucy F. Lee, & Willie M. Reed</i> Expression of MDV gH and gL in recombinant baculovirus-infected cells	<i>D'Souza, Doris H., Thomas P. Brown, Laura A. Kelley, & Saad Gharibeh</i> Analysis of RT-PCR products obtained using S1 primers for the detection and comparison of turkey coronavirus isolates (TCV)
9:30	<i>Reddy, Sanjay K & Richard L. Witter</i> Marek's disease virus replication rates studied by quantitative-competitive PCR	<i>Guy, James S., H.J. Barnes, J.B. Breslin, & L.G. Smith</i> Comparison of immunohistochemistry and polymerase chain reaction (PCR) procedures for diagnosis of turkey coronavirus infection
9:45	<i>Miles, Andrea M. & Robin W. Morgan</i> Identification of molecular differences among serotype I Marek's disease virus strains	<i>Garcia, AnaPatricia, Thomas P. Brown, Doris H. D'Souza, Laura A. Kelley, & Saad Gharibeh</i> Detection of bovine-origin coronavirus using DNA in situ hybridization
10:00	<i>Witter, Richard L., Isabel M. Gimeno, Willie M. Reed, & Larry D. Bacon</i> Induction of acute transient paralysis by virulent Marek's disease virus	<i>Brown, Tom P., Doris H. D'Souza, Laura A. Kelley, Saad Gharibeh, & AnaPatricia Garcia</i> Production of mouse monoclonal antibodies reactive for turkey intestinal coronavirus (TCV) isolates and their use in TCV detection
10:15	<i>Gimeno, Isabel M., Richard L. Witter, & Willie M. Reed</i> Pathogenesis of transient paralysis syndrome in Marek's Disease: histopathology and clinical lesions	<i>Gharibeh, Saad M., Tom P. Brown, Laura A. Kelley, Doris H. D'Souza, & AnaPatricia Garcia</i> Immunohistochemical localization of turkey intestinal coronavirus (TCV) in histologic sections from experimentally infected turkey poult
10:30	Business Meeting 10:30 AM - 12:00 Noon	Business Meeting 10:30 AM - 12:00 Noon
12:00	Lunch 12:00 Noon - 1:00 PM	Lunch 12:00 Noon - 1:00 PM
1:00	<i>Garcia-Comacho, Lucia A., Denise I. Bounous, Steve F. Poet, & Randolph L. Brooks</i> Immunomodulation of NK-like cell activity and its protective effects on Marek's disease	<i>Stringham, S. Michael, Jean-Pierre Vaillancourt, Donna K. Carver, & H. John Barnes</i> An assessment relating pest densities with PEMS and turkey coronavirus outbreaks in North Carolina turkey flocks
1:15	<i>Sharma, Jagdev M., Maja Gagic, Catherine St. Hill</i> <i>In ovo</i> vaccination of chickens with vaccines containing multiple antigens	<i>Carver, Donna K., Jean-Pierre Vaillancourt, & S. Michael Stringham</i> Descriptive epidemiology of coronavirus in commercial turkeys in North Carolina
1:30	<i>Avakian, Alan P., Don Grosse, Chris Williams, Tom Bryan, Pat Wakenell, & Jason Fryer, et al</i> Efficacy of Marek's vaccination in ovo	<i>Wages, Dennis P., James S. Guy, & H. John Barnes</i> The use of controlled exposure of turkey coronavirus to control mortality associated with PEMS
1:45	<i>St. Hill, Catherine & Jagdev M. Sharma</i> Localization of HVT in embryonic tissues following <i>in ovo</i> vaccination	<i>Reynolds, Donald L., Serine Akine, Ali Akbar, & Joan Desper</i> Methods for prevention and control of turkey stunting syndrome
2:00	<i>Wakenell, Patricia S. & Randall Ruble</i> Effect of <i>in ovo</i> vaccine delivery route on HVT-SB1 efficacy and viremia	<i>Vaillancourt, Jean-Pierre A., Donna K. Carver, & Mike Stringham</i> Biosecurity in PEMS affected regions: measures taken and compliance
2:15	<i>Ratenschlein, S., Yeh, H.-Y., & Sharma, J. M.</i> <i>In ovo</i> vaccination of turkeys with recombinant fowl pox virus (FPV) vaccines against Newcastle disease virus (NDV) infection	<i>Barnes, H. John, James S. Guy, J. Todd Weaver, & Jean-Pierre Vaillancourt</i> Susceptibility of chickens to poult enteritis and mortality syndrome

2:30	<i>King, Daniel, & Bruce Seal</i> Effects of in ovo inoculation of low virulence Newcastle Disease virus strains on hatchability and chick viability	<i>Cardona, Carol J. & Willie Reed</i> Protection against challenge with virulent hemorrhagic enteritis virus (HEV) by a recombinant fowlpox virus expressing the hexon of HEV
2:45	Break 2:45 PM - 3:00 PM	Break 2:45 PM - 3:00 PM
3:00	<i>Williams, Susan M., Aly M. Fadly, & Willie M. Reed</i> Pathogenesis of avian leukosis virus subgroup J in four lines of white leghorn chickens	<i>Fulton, Richard M., Willie M. Reed, & E. A. Potter</i> Effect of <i>Escherichia coli</i> in hemorrhagic enteritis virus vaccinated turkeys
3:15	<i>Fadly, Aly M. & Robert F. Silva</i> Biological characterization of subgroup J avian leukosis viruses isolated from meat-type chickens experiencing myeloid leukosis at various ages	<i>Hawk, Michele V., James S. Guy, D. Rector, & L. Munger</i> Pancreatic necrosis associated with adenovirus in broilers
3:30	<i>Silva, Robert F. & Aly M. Fadley</i> Molecular characterization of envelope genes from subgroup J avian leukosis virus field isolates	<i>Riddell, Craig</i> Inclusion body hepatitis in broilers less than two weeks old
3:45	<i>Brown, Tom P., Nancy Stedman, & Laura A Kelley</i> Histopathological lesions in chicken embryos infected with avian leukosis virus -subgroup J (ALV-J)	<i>Ortiz, Ariel M., Ernesto P. Soto, & Horacio J. Ramirez</i> Incidence and control of inclusion body hepatitis in Mexico
4:00	<i>Goodwin, Mark A. & Scott Hefner</i> "Myeloid leukosis" is a misnomer: Multiple tumor types are found in chickens that have subgroup J ALV infections	<i>Linares, Jose A., William L. Wigle, & Thomas L. Lester</i> Type I adenovirus salpingitis in quail breeders
4:15	<i>Stedman, Nancy L., Tom P. Brown, Denice I. Bounous, Randy L. Brooks, & Laura A. Kelley</i> Function of lymphocytes in broiler progeny from breeder flocks infected with avian leukosis virus subgroup J (ALV-J)	<i>Achen, Maya, Teresa Y. Morishita, & Elizabeth C. Ley</i> Shedding and colonization of <i>Campylobacter jejuni</i> in broilers from day of age to slaughter
4:30	<i>Barbour, Elie K., Mostafa Bouljihad, Wassim Sakr, Ali Eid, & Bassam Hamdar</i> Dynamics of transforming growth factor B2 and P27 of avian leukosis virus in lymphoid leukosis susceptible and resistant chicken breeders	<i>Khan, Mazhar I., Amin A. Fadl, & Kumara S. Venkitanarayanan</i> Salmonella and Campylobacter specific multiplex PCR
4:45	<i>Tripathy, Deoki N. & Taylor Spangaler</i> Comparative evaluation of virus isolation and polymerase chain reaction (PCR) for diagnosis of fowlpox	<i>Nesbit, Elizabeth G., David W. Dreesen, & Margie L. Lee</i> The use of molecular genetics to study the epidemiology of <i>Campylobacter jejuni</i> in broiler houses
5:00	Adjourn	Adjourn
Wed July 29	Session A	Session B
8:00	<i>Perdue, M. L., & D. Suarez</i> Expression and measurement of function of cloned avian influenza (AI) virus genes in chicken LMH cells.	<i>Whetzel, Patricia L., & Dohms, John E.</i> Use of transposon mutagenesis to identify <i>Mycoplasma gallisepticum</i> virulence factors
8:15	<i>Suarez, David, & Michael Perdue</i> The effect of different promoters for intramuscularly injected DNA vaccines in chickens	<i>Dohms, John E.</i> The local and systematic antibody response of chickens to two <i>Mycoplasma gallisepticum</i> cytoadhesins

8:30	Munir, Shirin, David A. Halvorson, Gireesh Rajashekara, & Kapur, Vivek Development of turkey herpes virus live recombinant vaccine for avian influenza	Trampel, Darrell W., & Zaher A. Radi Avidin-biotin immunohistochemical detection of <i>Mycoplasma gallisepticum</i> antigens in turkey respiratory tissues
8:45	Swayne, David, Michael L. Perdue, & David L. Suarez An H5N1 influenza virus isolated from a child in Hong Kong has lung tropism and high pathogenicity for chickens	Lockaby, Susan B., Frederic J. Hoerr, Lloyd H. Lauerman, & Bruce P. Smith Quantitative polymerase chain reaction for detection of <i>Mycoplasma synoviae</i> in chick tracheal organ culture
9:00	Ziegler, Andre F., Sherrill Davison, Helen Acland, & Robert J. Eckroade Characteristics of H7N2 (nonpathogenic) avian influenza virus infections in commercial Pennsylvania layers, 1997	Opengart, Ken N., & John E. McCarty The use of an attenuated <i>Mycoplasma gallisepticum</i> (MG) Vaccine (TS-11) to control a widespread MG outbreak in an integrated poultry company
9:15	Davison, Sherrill, Andre F. Ziegler, & Robert J. Eckroade A new diagnostic test for avian influenza	Turner, Kathy S., Stanley H. Kleven, & George N. Rowland Protection against <i>Mycoplasma gallisepticum</i> R strain challenge using live ts-11 vaccine
9:30	Break 9:30 AM - 9:45 AM	Break 9:30 AM - 9:45 AM
9:45	Panigrahy, Brundaban, Dennis A. Senne, Janice C. Pedersen, & Robert K. Edson Avian pneumovirus (APV) infection: a new disease of turkeys in the United States	Sprenger, Stephanie J., Alberto Back, Daniel P. Shaw, Kakambi V. Nagaraja, & David A. Halvorson The effect of age on the reproduction of disease due to <i>Ornithobacterium rhinotracheale</i>
10:00	Halvorson, David, K.V. Nagaraja, Sagan Goyal, V. Icapur, Dan Snavv, & Arshad Dan Pneumovirus - progress on control	Silim, Amer N. A severe respiratory problem in turkey breeder flocks associated with <i>Ornithobacterium rhinotracheale</i>
10:15	Julian, Richard J., & Gonzalo Diaz The relationship between hemoglobin structure, oxygen affinity, avian organic phosphate activity and ascites syndrome in meat-type chickens	Linares, Jose A., & William L. Wigle <i>Staphylococcus aureus</i> pneumonia in turkey poult
10:30	Ter Huurne, Agnes A. H. M., Jan M. A. Pol, Dirk J. van Roozelaar, Gerard L. Kok, & Thaweesak Songserm A comparative sequential study of the pathogenesis of malabsorption syndrome in broilers	Crespo, Rocio, Susan M. Stover, Robert Droual, & Richard P. Chin Effect of body weight on the incidence of femoral fractures in young adult male turkeys
10:45	Sandhu, Tirath S. & Samia A. Shawky Immunosuppressive effects of an atypical duck enteritis virus infection in white pekin ducklings	Karunakaran, Daniel & Tim Cummings Turkey flock health monitoring program
11:00	Sundram, Yoga K. & Mark A. Goodwin Fibrinopurulent necrotizing fowl poxvirus dermatitis in broilers condemned at processing	Sander, Jean E., & Jeanna L. Wilson Comparison of surface contamination of different slat materials used in broiler breeder houses before and after decontamination
11:15	Norton, Robert A., Sacit F. Bilgili, & Kenneth A. Macklin Avian cellulitis in broiler chickens - a research update	Clark, Steven R. & Thim K. Cheng Efficacy of Lasalocid against different stages of <i>E. melengrimads</i> in the turkey
11:30	Adjourn	Adjourn

POSTER PROGRAM

Convention Center

Room 336

1. **Jackwood, M.W., Hilt, D.A.** Molecular characterization and virus-neutralization experiments on Arkansas-"like" isolates of IBV
2. **Skeeles, J.K., Newberry, L.A., Hopkins, B.A., Beasley, J.N.** Comparison of proventricular lesions from chickens from field submissions with those induced by experimental infectious bursal disease virus infection
3. **Kibenge, F.S., Qian, B., Nagy, E., Cleghorn, J., Wadowska, D.** Assembly of virus-like particles with IBDV VPX in insect cells
4. **Newberry, L.A., Baxter, M.A., Martin, E.M., Kim, K.S., Skeeles, J.K.** Indirect immunogold labeling of infectious bursal disease virus in the proventriculus following experimental challenge
5. **Jackwood, D.J., Sommer, S.E.** Molecular identification of international infectious bursal disease virus strains: Comparison of vaccine viruses and viruses from diseased birds
6. **Abbassi, H., Coudert, F., Cherel, Y., Fort, G., Mancassola, R., Brugere-Picoux, J., Naciri, M.** Effect of infectious bursal disease virus (IBDV) on the development of acquired immunity to *Cryptosporidium baileyi*
7. **Dren, C.N., Koch, G., Kant, A., Hartog, L., Noteborn, M.** Studies on the pathogenesis of chicken anemia virus infection
8. **Nagaraja, K.V., Back, A., Munir, S., Rajashekara, G., Halvorson, D.** Use of integration plasmid to generate site directed mutations in *Salmonella enteritidis* genome
9. **Ono, Y., Mima, K., Sato, K., Nakamura, M.** Re-evaluation and efficacy of oil-adjuvant *Salmonella enteritidis* bacterin
10. **Horne, S.M., Giddings, C.W., Nolan, L.K., Young, K.D., Nguyen, H.V.** Intracellular survival of the avian pathogen *Salmonella typhimurium* var. Copenhagen is facilitated by the FK506 binding proteins
11. **Roland, K.L., Curtiss, III, R., Kane, S.M., Sizemore, D., Campbell, M.** Efficacy of gene-deleted mutant *Salmonella typhimurium* vaccine strains expressing *Escherichia coli* 078 lipopolysaccharide to protect against *E. coli* challenge in chickens
12. **Holt, P.S., Stone, H.D., Gast, R.K., Greene, C.R.** Applying the agar gel precipitin test as a rapid method to detect antibodies against *Salmonella enteritidis* in egg yolks from infected flocks

13. **Munger, L.L., Barnes, H.J.** Tumors associated with avian leukosis serotype J virus
14. **Spencer, J.L.** Application of ELISA for measuring resistance of embryonated eggs to avian leukosis virus
15. **Romero, C.H., Chung, H.Y.** Amplification and restriction analysis of a highly conserved gene of Marek's disease virus to differentiate strains of serotypes 1,2, and 3
16. **Lin, T.L., Loa, C.C., Wu, C.C., Bryan, T.A., Porter, R.E.** Development of enzyme-linked immunosorbent assay for detection of turkey coronavirus
17. **Wooley, R.E., Medders, W.M., Gibbs, P.S., Shotts, E.B.** Mutation rate of avian coliform bacteria pressured with fluoroquinolones
18. **Nolan, L.K., Ebert, J.O., Horne, S.M., White, D.G.** Distribution of *iss* sequence among different avian *Escherichia coli* clones
19. **Matsumoto, M., Awan, M.** Systematic bacterial infections in broilers of market age
20. **Gimeno, I.M., Gonzalez, M., Flores, J.M., Pizarro, M.** Pathological findings in a case of mycobacteriosis in a commercial layer flock from Spain
21. **Back, A., Nagaraja, K.V., Rajashekara, G., Halvorson, D.A.** Selection and use of a highly fimbriated stain of *Salmonella typhimurium* for vaccine
22. **Yazwinski, T.A., McNaughton, J.L., Sims, M.D., Chapman, H.D., Tucker, C.A., Grant, R.J., Schwartz, R.D.** Efficacy of Fenbendazole against nematode parasites of turkeys – combined field and dose confirmation studies
23. **Cummings, T.S., Savage, S.** Feed withdrawal effects on the turkey intestine
24. **Carver, D.K., Vaillancourt, J., Stringham, S.M., Barnes, H.J.** Risk factors associated with excess mortality in turkey flocks raised in PEMS affected regions
25. **Rowland, G.N., Halper, J.T., Hu, W., Foutz, T.L., Kisaalita, W.S., Griffin, A., Smith, J.** Expression of collagen type III in the avian tendon
26. **Foley, S.L., Horne, S.M., Nolan, L.K.** Expression of *Iss* protein
27. **Mirsalimi, S.M., Gharagozloo, M.J.** Growth and histological examination of an ovarian tumor inducing reproductive organ growth and secondary sex characteristics at 8 weeks of age in commercial broiler breeder hens

28. **Brockus, C.W., Jackwood, M.W., Harmon, B.G.** Characterization of β -defensins in chickens and turkeys
29. **Yeh, H.Y., Sharma, J.M., Winslow, B., Junker, D.** *In vitro* study of effects of gamma interferon on chicken immune cell functions
30. **Sarma, G., Karaca, K., Fan, H.** Efficacy studies on turkey pox virus vaccine
31. **Fan, H.H., Sarma, G., Karaca, K.** Efficacy and safety of live hemorrhagic enteritis virus vaccine in turkeys
32. **Rimler, R.B., Kunkle, R.A.** The Influence of *Bordetella avium* infection on bacteria-induced immunity to fowl cholera
33. **Maurer, J.J., Jun, J., Maier, M.** Development of probes specific to pathogenic avian *Escherichia coli* using random amplified polymorphic DNA
34. **Terzich, M., Quarles, C.L., Kirn, B.** Poultry litter treatment-PLT as an integral part of an on-farm HACCP based pathogen control program
35. **Bounous, D.I., Quist, C.F.** Hematologic and biochemical blood parameters in healthy wild turkey poults
36. **Tessier, M., Boulianne, M., Helie, P.** A case of mycotic discospondylitis in a broiler chicken flock in Quebec
37. **Mallia, J.G., Hunter, B., Vaillancourt, J.P., Martin, S.W., McEwen, S.A.** Intra- and inter-rater agreement in a case control study of turkeys condemned for cyanosis
38. **Klopfenstein, C., Lahaye, L., Boulianne, M.,** Description of the evolution of major causes of broiler chicken condemnations between 1991 and 1997 in Quebec
39. **Hofle, U., Gonzalez, M., Castano, M., Pizarro, M.** Hepatic trematodiasis (*Brachylecithum* Sp.) in free-living red partridge in Spain
40. **Carr, L.E., Brodie, H.L., Hanson-deGraft, J., Mallinson, E.T., Joseph, S.W.** Animal mortality treatment by composting
41. **Naciri, M., Abbaassi, H., Coudert, F., Cherel, Y., Brugere-Picoux, G.** Experimental reproduction of renal cryptosporidiosis (*C. bouleberg*) in SPF chickens after oral inoculation of parasite
42. **Ruble, R.P., Wakenell, P.S.** Gender related vocalization in roosters: Pharmacologic modification and potential side effects

43. **Smeltzer, M.A.** Clinical and epidemiological features of diseases transmitted and associated with spiking male programs
44. **Tablante, N.L., Hueston, W.D., Brunet, P.Y., Odor, E.M., Salem, M.** Risk factors associated with early respiratory disease complex in broiler chickens
45. **Boulianne, M., Tessier, M., Messier, S.** A transversal study: necropsy and microbiology of broiler chicken carcasses condemned at slaughter plant for "septicemia-toxemia"
46. **Hofle, U., Pizarro, M., Blanco, G.M.** Renal pathology of birds of prey
47. **Aye, P.P., Morishita T.Y., Grimes, S., Skowronek, A., Mohan R.** Encephalomalacia in farm-raised emus
48. **Schasteen, C.S.** Poultry treatment with acidified sodium chloride as an antimicrobial spray or dip solution: results of eight university-based studies
49. **Koch, G., Van Roozelaar, D.J., Balk, F., Terr Huurne, A.A.M.H.** Differentiation of virulent and non-virulent strains of Newcastle disease virus within 24h by polymerase chain reaction
50. **Brown, C.C., King, D.J., Seal, B.S.**
Pathogenesis of varying strains of Newcastle disease virus, as studied by *in situ* hybridization



SEE YA
IN BALTIMORE!!